



SPECIFICATIONS

Name Crystal Metropolis

Colors 8: Light Cloud, Light Earth, Light Ice, Light Mist, Light Sky, Light Sand, Light Shadow, Light Smoke

Material Glass

Variation 2

Sizes Available

All Colors: 3 x 12, 3 x 12 Artisan, 1 x 1 Mosaic on 12 x 12, 1.5 x 6 Stack, Random Strip Mosaic on 11.73 x 11.73, Scallop on 11.93 x 11.61, Chevron on 11.73 x 11.73, Penny Round on 12 x 12, Petal on 11.85 x 11.42, 3 x 9 Beveled, 2 x 6 Brick Mosaic on 12 x 12

Light Cloud, Light Mist, Light Ice, Light Sky: Arabesque on 12.71 x 11.46

Light Cloud, Light Mist, Light Ice: 8 x 24, 8 x 24 Tidal

Rating Wall Only, Interior/Exterior

Installation Guidelines

All local building codes must be followed as well as all ANSI and TCNA guidelines (A137.2 and EJ171).

Surface

Must be sound, stable, and free from any chance of deflection. Additional blocking may be required.

Setting Material

High performing thinset that meets or exceeds ANSI A118.4 requirements with high polymer content. Bond Strength > 400 PSI. Latex Modified thinset is sufficient.

Grout Type

A118.4 Grout must be unsanded or glass aggregate. Check packaging for opacity and water exposure guidelines. Lightly wet the surface of the glass prior to grouting to avoid grout haze.

Movement Joints

Must be placed at maximum of 8ft in all directions IAW TCNA EJ171. Flexible joint bond to be used IAW ASTM C920.

COLOR OPTIONS



2 x 6 Brick



Scallop



1.5 x 6 Stack




Arabesque



Random Strip



Petal



3 x 12



3 x 12 Artisan




3 x 9 Beveled



8 x 24



8 x 24 Tidal



Penny Round




Chevron

TRANSLUCENT URBAN GLASS / LIGHT MIST



Light Mist (Shown above)



Light Cloud



Light Ice



Light Sky



Light Shadow



Light Smoke



Light Earth



Light Sand